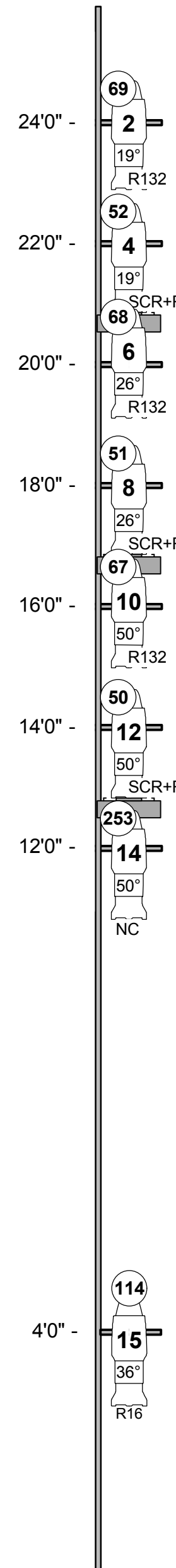


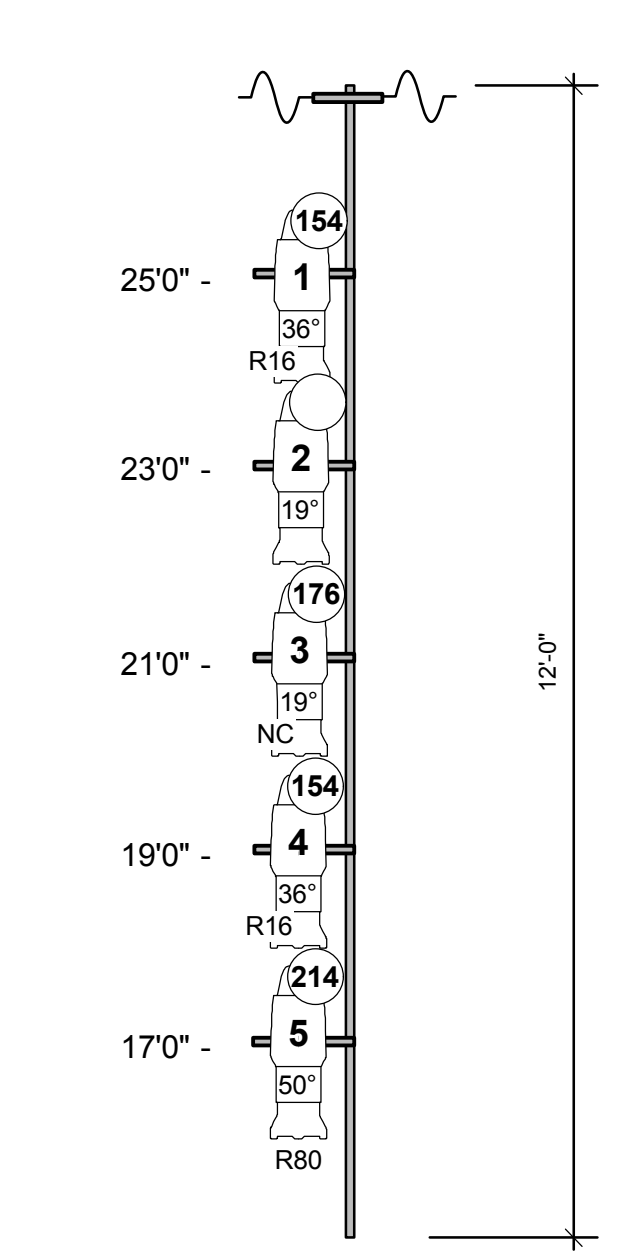
DS / US



DS / US

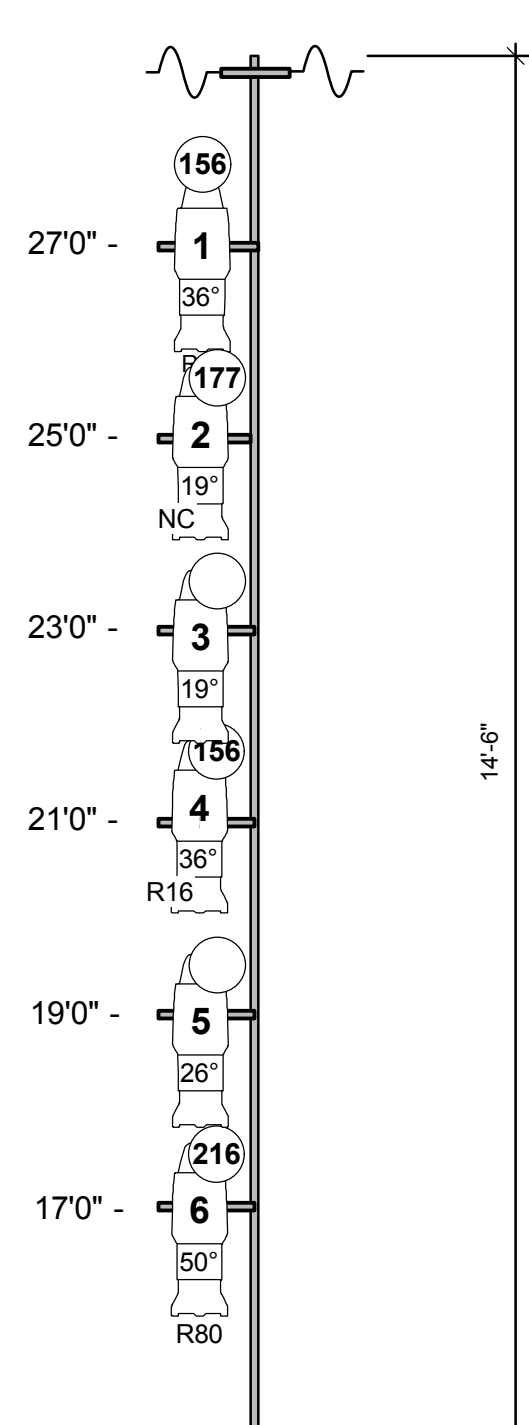
BOOM #1 RIGHT @ 26'
13" from Plaster Line
173" from Center Line

DS / US



TAILDOWN #1 RIGHT @ 12'
On 8th Lineset
159" from Center Line

DS / US



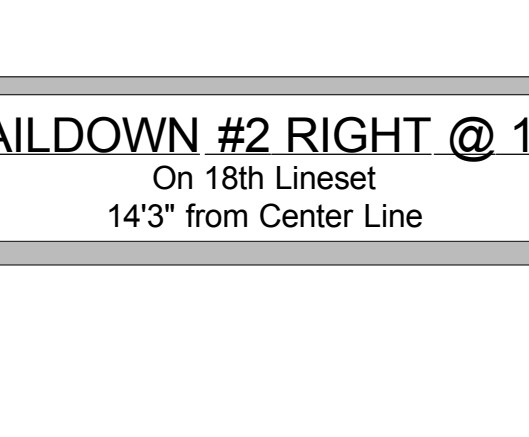
TAILDOWN #2 RIGHT @ 14'-6"
On 18th Lineset
143" from Center Line

DS / US



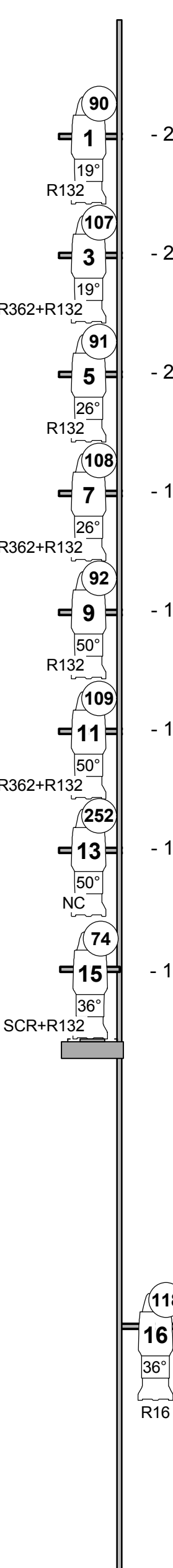
TAILDOWN #1 LEFT @ 12'
On 8th Lineset
159" from Center Line

DS / US



TAILDOWN #2 LEFT @ 14'-6"
On 18th Lineset
143" from Center Line

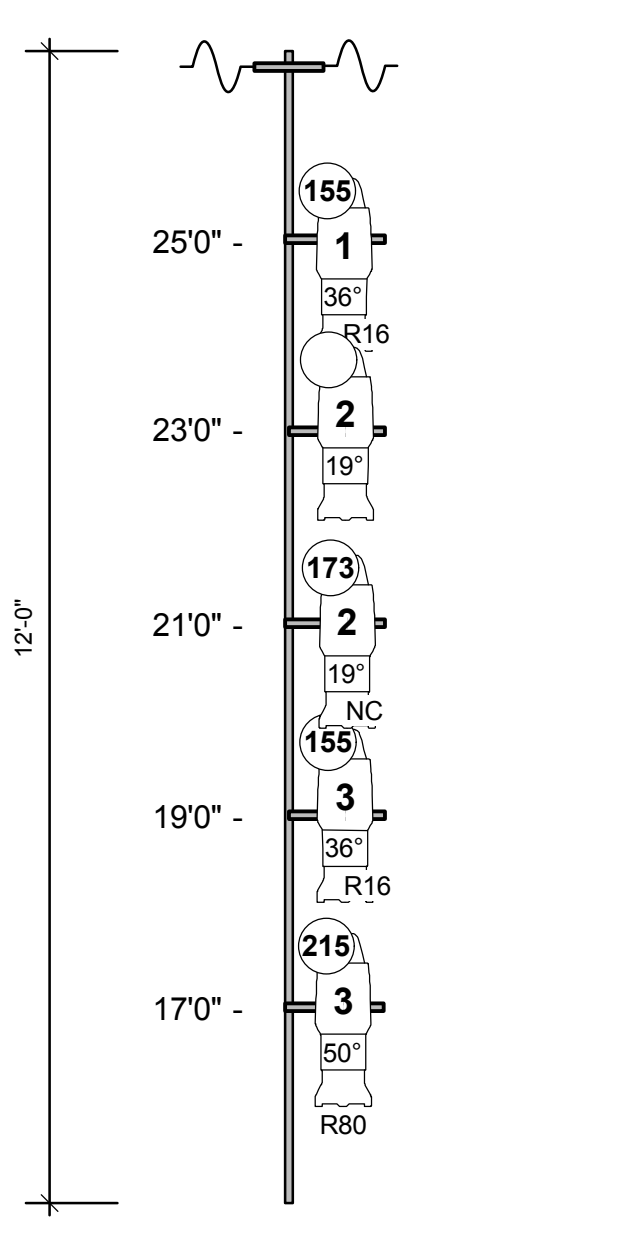
US / DS



US / DS

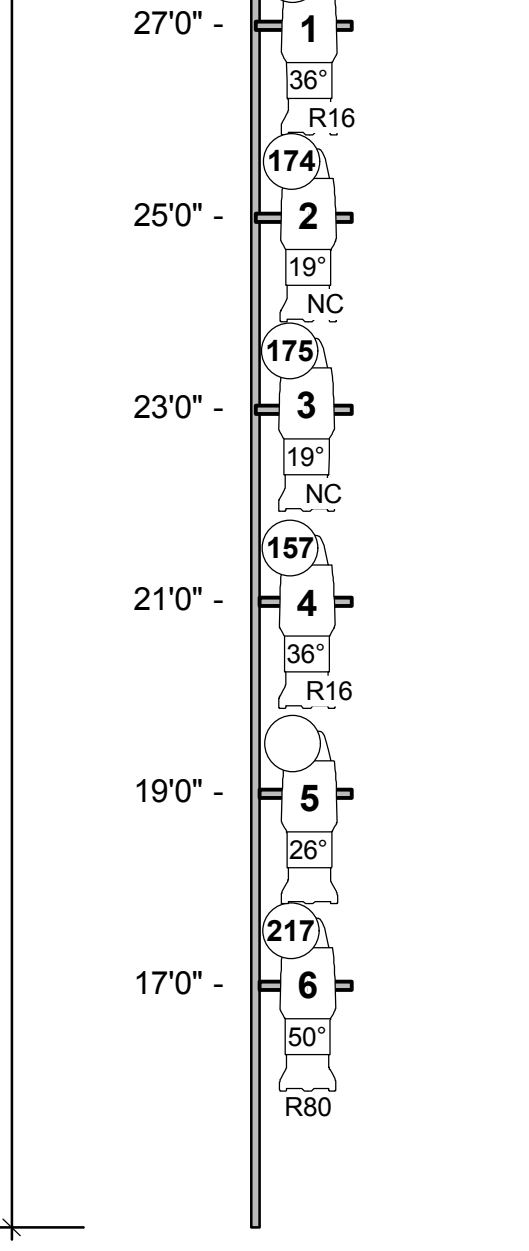
BOOM #1 LEFT @ 26'
13" from Plaster Line
173" from Center Line

US / DS

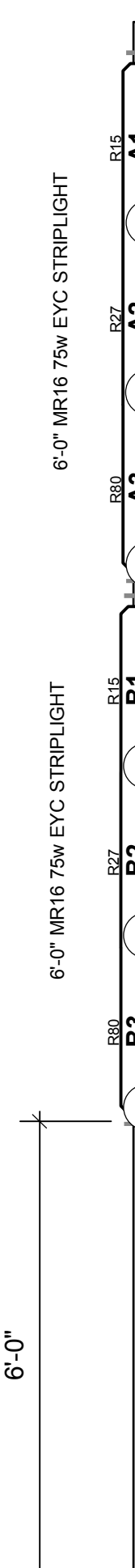


TAILDOWN #1 LEFT @ 12'
On 8th Lineset
159" from Center Line

US / DS



TAILDOWN #2 LEFT @ 14'-6"
On 18th Lineset
143" from Center Line



TORM SR
Measurement from Stage Floor




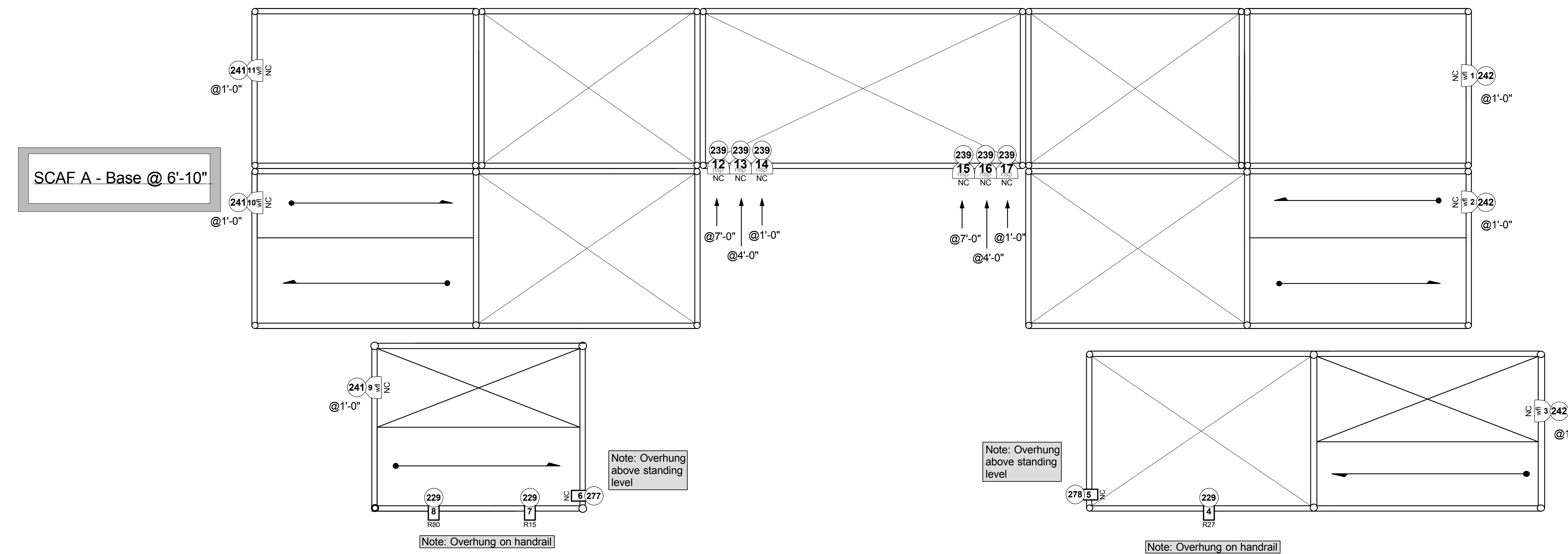
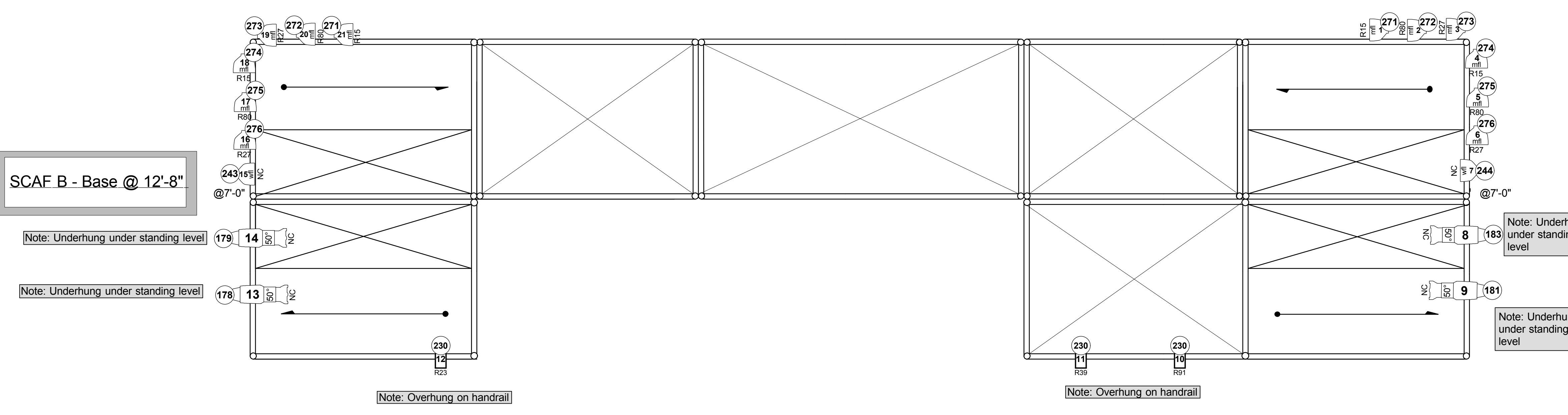
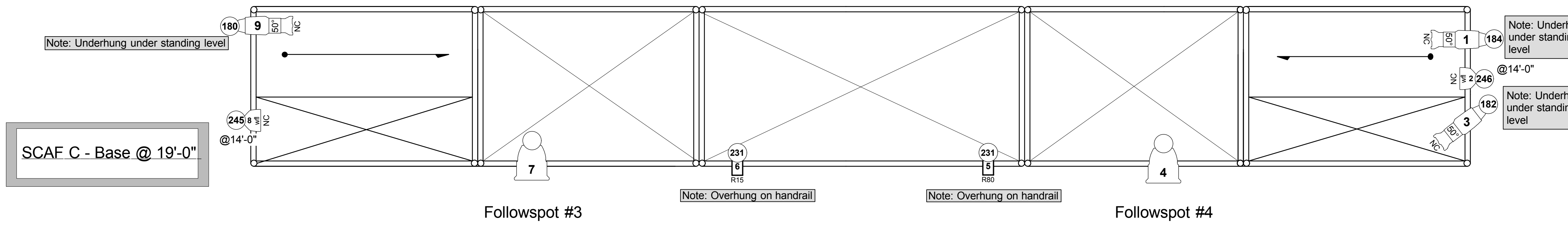
TORM SL
Measurement from Stage Floor

SCAF C - Base @ 19'-0"

SCAF B - Base @ 12'-8"

SCAF A - Base @ 6'-10"

GROUND - Base @




KEY TO SYMBOLS:

- ETC SOURCE 4 50' 575W
- ETC SOURCE 4 36' 575W
- ETC SOURCE 4 26' 575W
- ETC SOURCE 4 19' 575W
- ETC SOURCE 4 10' 575W
- ETC SOURCE 4 PAR 575W
- STUDIO 210 HOUSE LIGHT 150W
- ALTIMA FOCUSING CYC 500W
- ARRI 10" FRESNEL 9KW
- SODIUM LAMP 1KW
- HIGH END STUDIO COLOR 575W
- HIGH END STUDIO SPOT 575W
- BEAM PROJECTOR 750W
- PAR 20 (BLACK) 150W
- S4 IRIS
- 6.25" S4 HALF HAT
- WYBRON CXI COLOR SCROLLER
- HOODED LAMPS
- A-LAMPS (Yellow + Blue) throughout scaffolding. Consult designer for placement.

NOTATION

- COLOR**
- CHANNEL #**
- UNIT #**
- NOTES:**
- BOX BOOMS HUNG ON 2'-0" PIECE OF 1 1/2" SCHED 40
 - ALL CONVENTIONAL UNITS ON 1'-6" CENTERS UNLESS OTHERWISE NOTED. ALL AUTOMATED UNITS ON 2'-0" CENTERS UNLESS OTHERWISE NOTED.
 - ALL ELECTRICS, TRUSS, LADDERS, AND BORDERS TRIM FROM STAGE FLOOR
 - POSITIONS OF BOOMS AND LADDERS GIVEN FROM CENTERLINE AND PLASTERLINE
 - PORTIONS OF ELECTRICS OFFSTAGE OF BOOMS ARE TO BE WRAPPED IN VELOUR SCRAPES.
 - PLEASE HANG/CIRCUIT ALL SPARES.
 - PLEASE PROVIDE OPERATOR CONTROL OF FOLLOWSPOTS (4).
 - PLEASE ADD CONCENTRIC RING TOP HATS TO FIXTURES 11-14.

THIS DRAWING REPRESENTS VISUAL CONCEPTS AND CONSTRUCTION SUGGESTIONS ONLY. IT DOES NOT REPLACE THE KNOWLEDGE AND ADVICE OF A LICENSED STRUCTURAL ENGINEER. THE DESIGNER IS UNQUALIFIED TO DETERMINE THE STRUCTURAL APPROPRIATENESS OF THIS DESIGN AND WILL NOT ASSUME RESPONSIBILITY FOR IMPROPER ENGINEERING OR USE.



DIRECTED BY Jim Pataca
SCENERY BY Jeremy Barnet
TECHNICAL DIRECTOR Kent Cyr
COSTUMES BY Nicole Moody
LIGHTING BY Ben Pilat
ASSISTANT LIGHTING DESIGNER Chris Brusberg
MASTER ELECTRICIAN Lindsay Arensburg
ASSISTANT MASTER ELECTRICIAN Sarah Madison

LIGHTING DESIGNER CONTACT INFO
BEN PILAT
85 Davis Rd
Belmont, MA 02478
617-304-6977
pilat_ben@yahoo.com

BOSTON UNIVERSITY
SCHOOL OF THEATER ARTS
BOSTON MA

SCALE: 1/2" = 1'-0"
DATE: April 8, 2007
REVISION: 4/8/2007
Drafted by: CTB

PLATE # **3** OF 4
1/2" BOOMS & SCAF