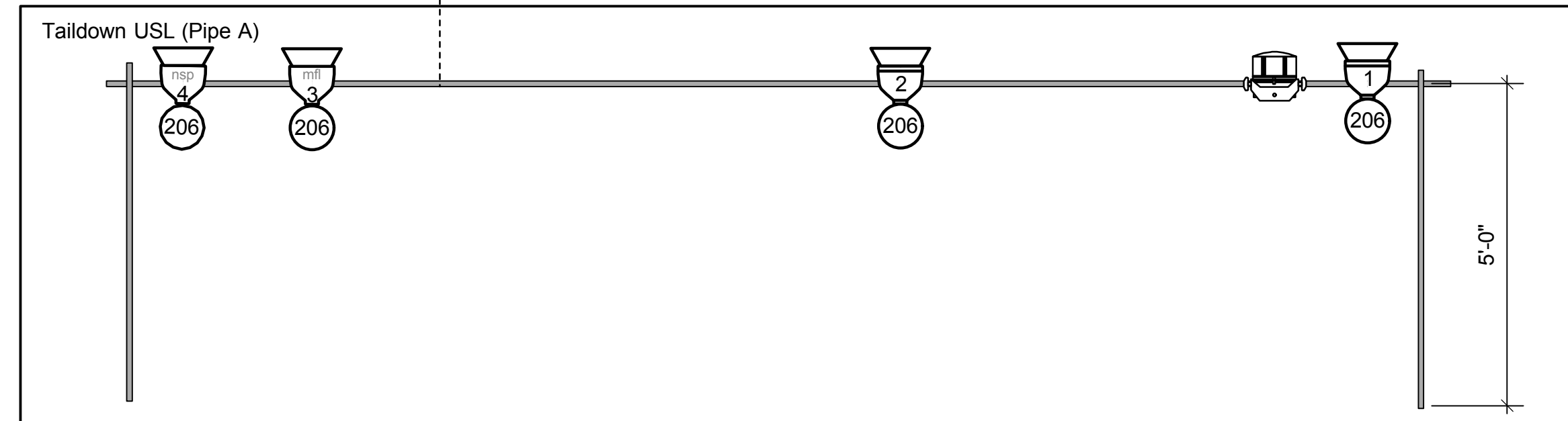
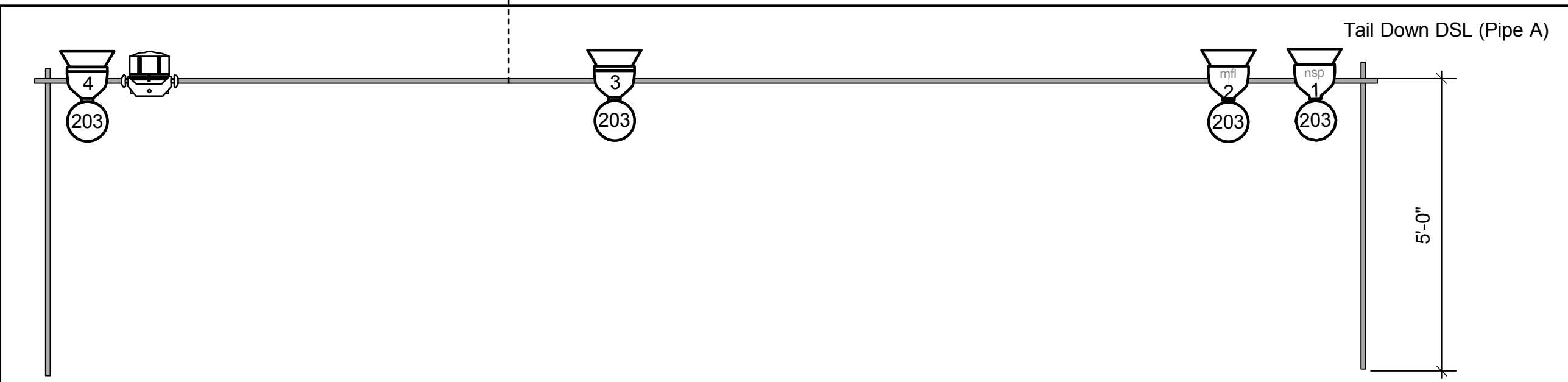
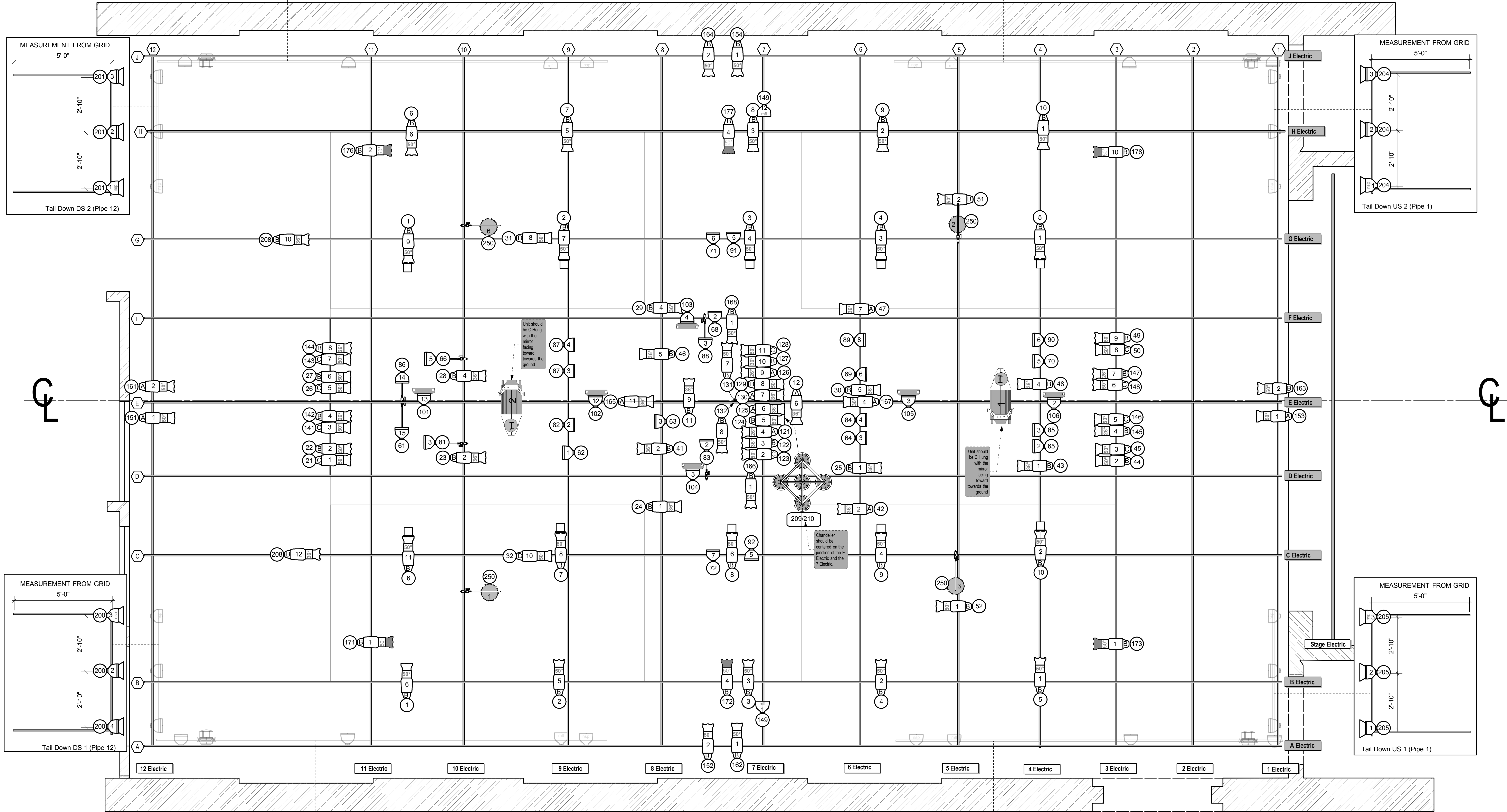
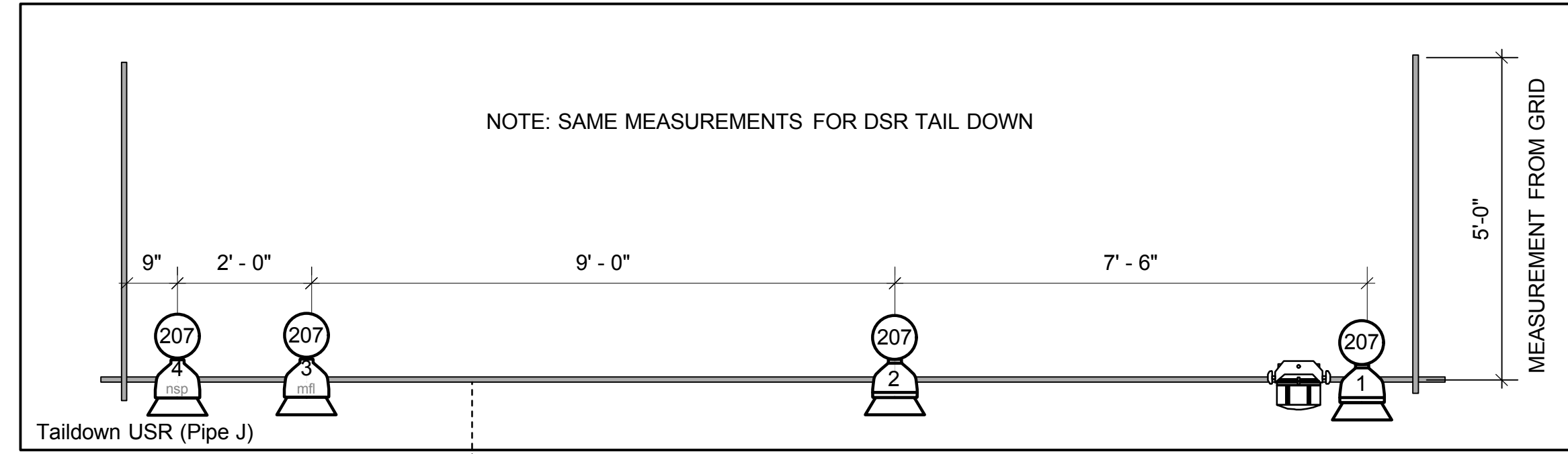
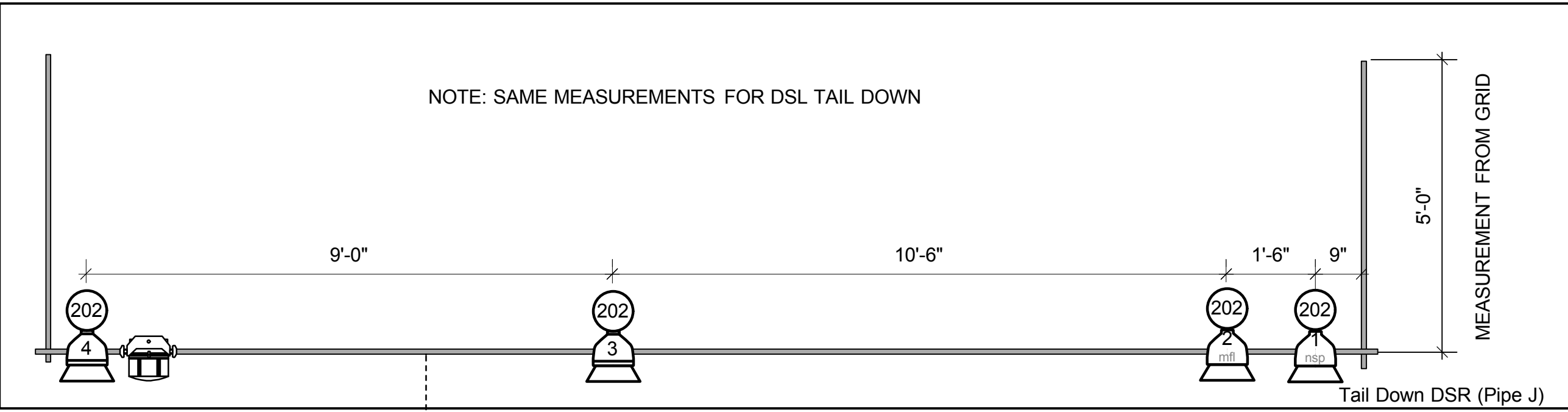


**GENERAL NOTE ON TAIL DOWNS:**  
All tail downs should hang straight down from their respective pipes.  
The pipes in plan view are drawn away from the pipe to create a better understanding of the position of the tail down



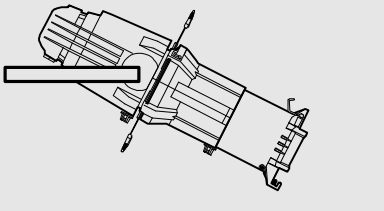
**GENERAL NOTE ON TAIL DOWNS:**  
All tail downs should hang straight down from their respective pipes.  
The pipes in plan view are drawn away from the pipe to create a better understanding of the position of the tail down

**Key to Symbols**

- Source Four 26° ERS 575w
- Source Four 36° ERS 575w
- Source Four 50° ERS 575w
- Source Four 50° ERS 575w (with Gobo Rotator)
- Source Four Parnel 575w
- Source Four NSP Par 575w
- Source Four MFL Par 575w
- High End Data Flash
- House Light 100w

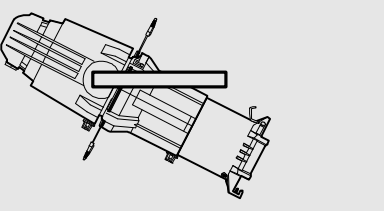
**Hanging Positions**

**NOTE A UNIT HANG**



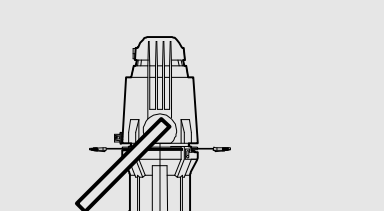
YOKE IS PARALLEL TO DECK AND THE SAME DIRECTION AS THE LIGHT

**NOTE B UNIT HANG**



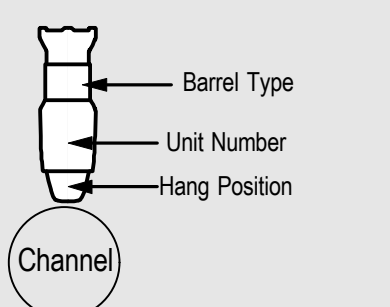
YOKE IS PARALLEL TO DECK AND OPPOSITE THE DIRECTION AS THE LIGHT

**NOTE C UNIT HANG**



YOKE IS AS VERTICAL AS POSSIBLE WITH LENS AS CLOSE TO GRID AS POSSIBLE

**Unit Detail**



**Plot Notes**

All units are to be C hung unless otherwise indicated.  
All units should be positioned so that they are above the grid as much as possible.  
Please have extra S4 6.25" cuts of R132, S4 Par cuts of R114, Top Hats, and Black Tak/Wrap for Focus  
Tail downs should be black pipe with no marks and trim chain should be wrapped in matte black fabric at the tail down pipe  
The bottom of ALL house lights should be at 10' off the show deck

This drawing represents visual concepts and construction suggestions only. It does not replace the knowledge and advice of a licensed structural engineer. The designer is unqualified to determine the structural appropriateness of this design and will not assume responsibility for improper engineering or use.



**Production Team**

Director: Bridget O'Leary  
Stage Manager: Rosy Garner  
Sound Designer: GW Rodriguez  
Costume Designer: Fabian Aguilar  
Scenic Designer: Ada Smith  
Lighting Designer: Chris Brusberg  
Asst. Lighting Designer: Nelson Emig  
Master Electrician: Heather Sparling  
Asst. Master Electrician: Lincoln Waller



1/2" Light Plot

Scale: 1/2" = 1'-0"

Drawn By: NE Revision: 4.0

